

# Patient Profile – Full Implementation Guide Checklist

## 1.) Health Literacy

---

- Modify Medical Terminology
- Administer Supplemental Assessments
- Teach Concepts
- Complete a Medication Review
- Check for Understanding (Teach Back)

## 2.) Health Beliefs

---

- Acknowledge Your Personal Bias
- Recognize and Utilize the Patients' Funds of Knowledge
- Be Culturally Responsive
- Find and Set Common Goals
- Avoid Generalizing
- Ask Follow Up Questions

## 3.) Communication/Working Together

---

- Ask Questions
- Follow Through on Any Communication Requests
- Be Aware of Nonverbal Communication
- Practice Active Listening
- Use Story Telling
- Use Role-Playing

## 4.) Personality/Learning Style

---

### Lion-Dominance/Kinesthetic

- Have patient look up the information and show you what they found
- Have them show you what works and then you back it up with research and evidence

### Lion-Dominance /Auditory

- Share audio book ideas for them to learn more
- Verbally explain the problem and treatment briefly and to the point
- Use eye contact

### Lion-Dominance /Visual

- Show clear graphs, charts, articles
- Show bullets to explain diagnosis, treatment



### Otter-Influence/ Kinesthetic

- Have patient show you what is going on for them, they may act the story out
- Use hands and pointing to body parts, walking, to demonstrate things have them do it too

### Otter-Influence / Auditory

- Share stories
- Explain things in stories
- Show enthusiasm
- Give opportunity for them to repeat back what they heard
- Speak slowly



### Otter-Influence / Visual

- Share books and stories on the topic
- Use hand gestures
- Show their chart and highlight what they are doing well

### Golden-Steadiness/ Kinesthetic

- Use hand gestures and movements to explain concepts
- Provide slow demonstrations

### Golden-Steadiness / Auditory

- Provide clarification for tasks
- Speak slowly and use a gentle voice
- Display confidence
- Ask questions

### Golden-Steadiness / Visual

- Show the final decision
- Write out goals and procedures and their role in overall plan



### Beaver-Conscientiousness/Kinesthetic

- Give them tasks
- Have them look at data and facts, or find the info on their own and share it, provide supporting information
- Go top down approach on talking about symptoms, physically show it on the body, have them point to self

### Beaver-Conscientiousness/Auditory

- Explain pros and cons
- Support ideas with data
- Review recommendations in systematic order

### Beaver-Conscientiousness/Visual

- Bring materials
- Write out pros and cons for them to see
- Show data and charts
- Review materials in comprehensive manner
- Share numbers



# Patient Profile – Full Implementation Guide

## Flow Chart

### What does the patient know and believe?

#### Health Beliefs

Acknowledge Your Personal Bias, Recognize and Utilize the Patients' Funds of Knowledge, Be Culturally Responsive, Teach to Different Learning Styles, Find and Set Common Goals, Avoid Generalizing, Ask Follow Up Questions

#### Health Literacy Score

Modify Medical Terminology, Administer Supplemental Assessments, Teach Concepts, Complete a Medication Review, Check for Understanding (Teach Back)

### How can you effectively communicate and teach the patient?

#### Personality Type

See below

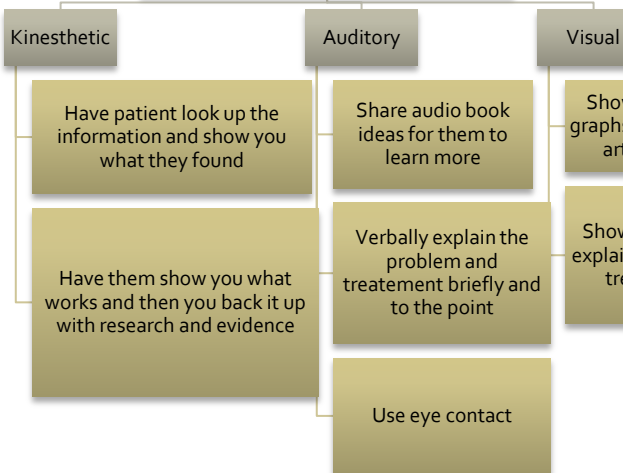
#### Learning Style

Use analogies to communicate, Incorporate patient interests into their health plan, Discuss what makes a credible source, Provide credible sources that match their preference, see more below

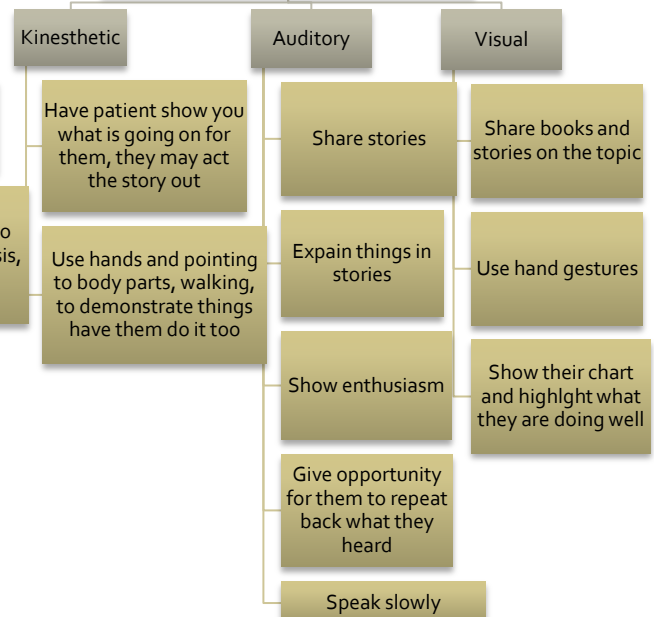
#### Communication preferences

Ask Questions, Follow through on any communication requests, Be Aware of Nonverbal Communication, Practice Active Listening, Use Story Telling, Use Role-Playing

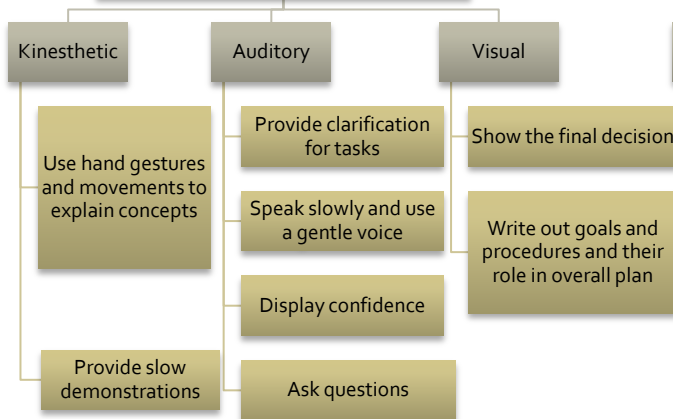
#### Lion



#### Otter



#### Golden Retriever



#### Beaver

